MINNESOTA DEED

Asian Media Access

AABRN
Asian American Business Resilience Network

EAST SIDE Neighborhood Services

Minneapolis
City of Lakes

e-Magine! Initiative

Every Mon/Tue 5:30 – 8:30pm

Night Cafe AI

Welcome to Night Cafe Ai

NightCafe AI is an online platform that uses artificial intelligence to generate art from text prompts. It allows users to create unique images by describing what they want to see, offering various AI models and styles. It also fosters a community where users can share creations, participate in challenges, and earn credits.

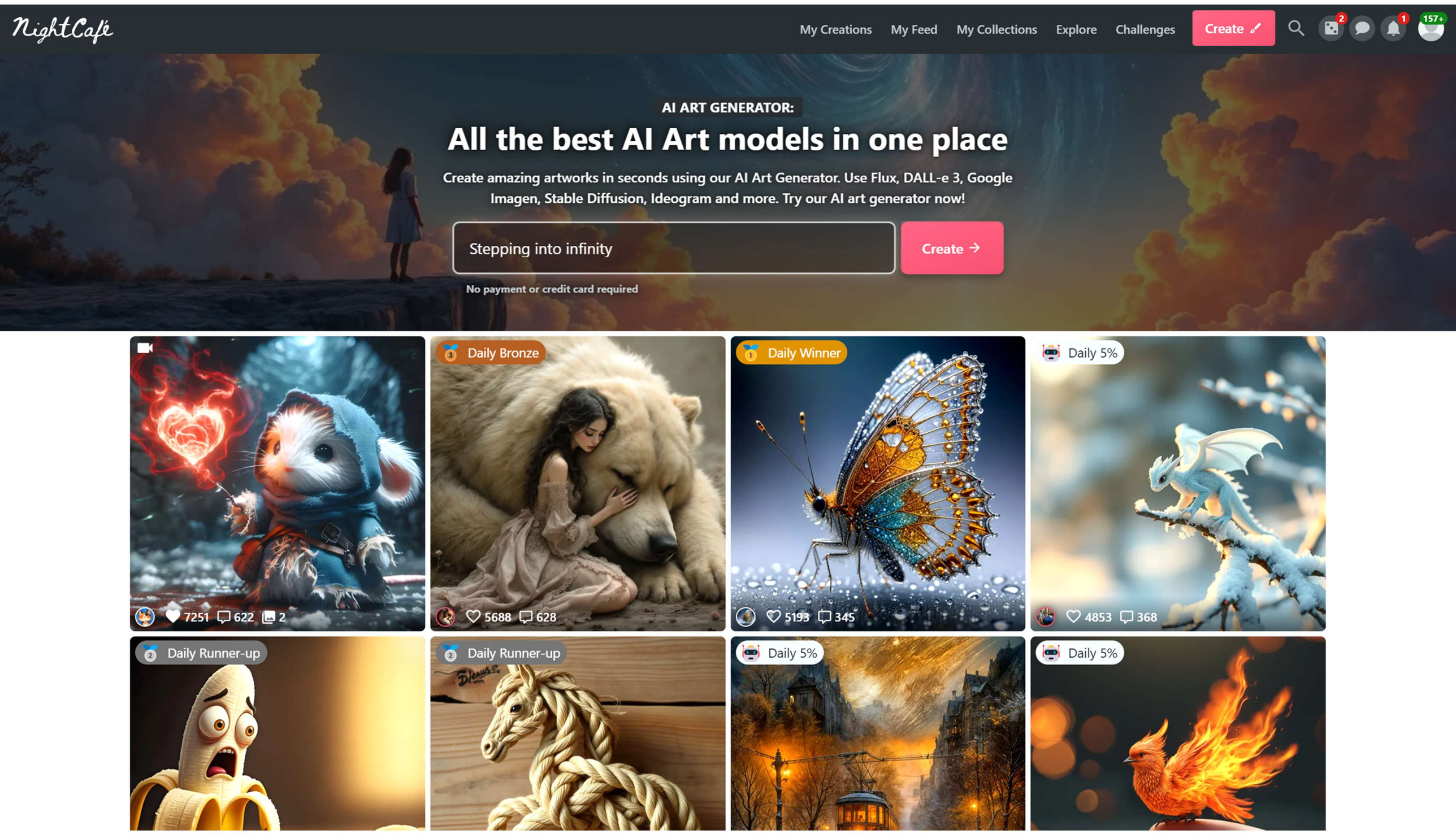

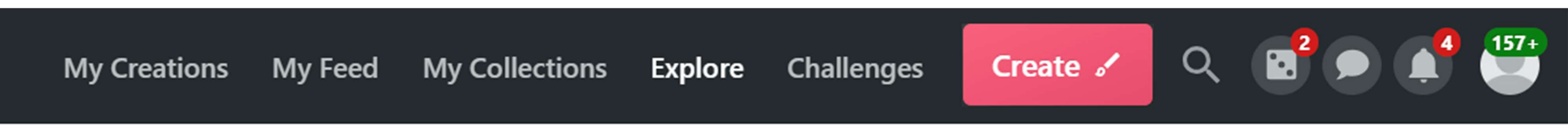

My Creation
Veiw the library of your generated images
My Feed
A plae where users make post and share their creation
My Collections
An organized lirabary of folders of your generated images

Explore
Veiw and like others users generated images
Challenges
Daily fun themes of images that you generate to compete with other users for points and likes

Getting Started: The "Create" Interface

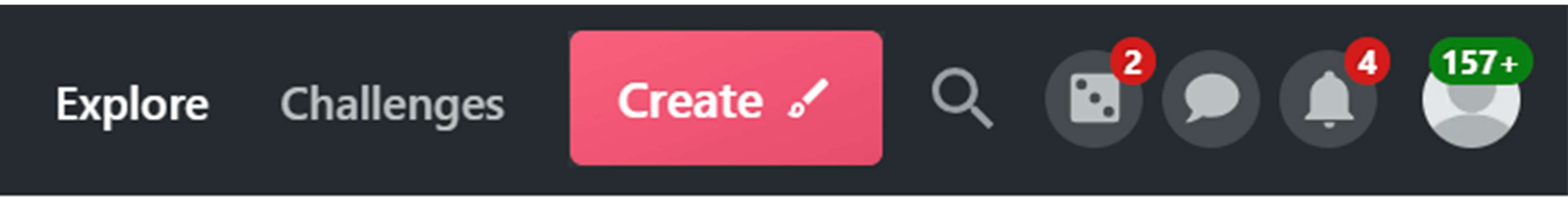

When you enter NightCafe, you will find a button that says "**create**".
After pressing that button, you will be taken to the creation page.
This page is where you will input all of the information that the AI will use to create your image.

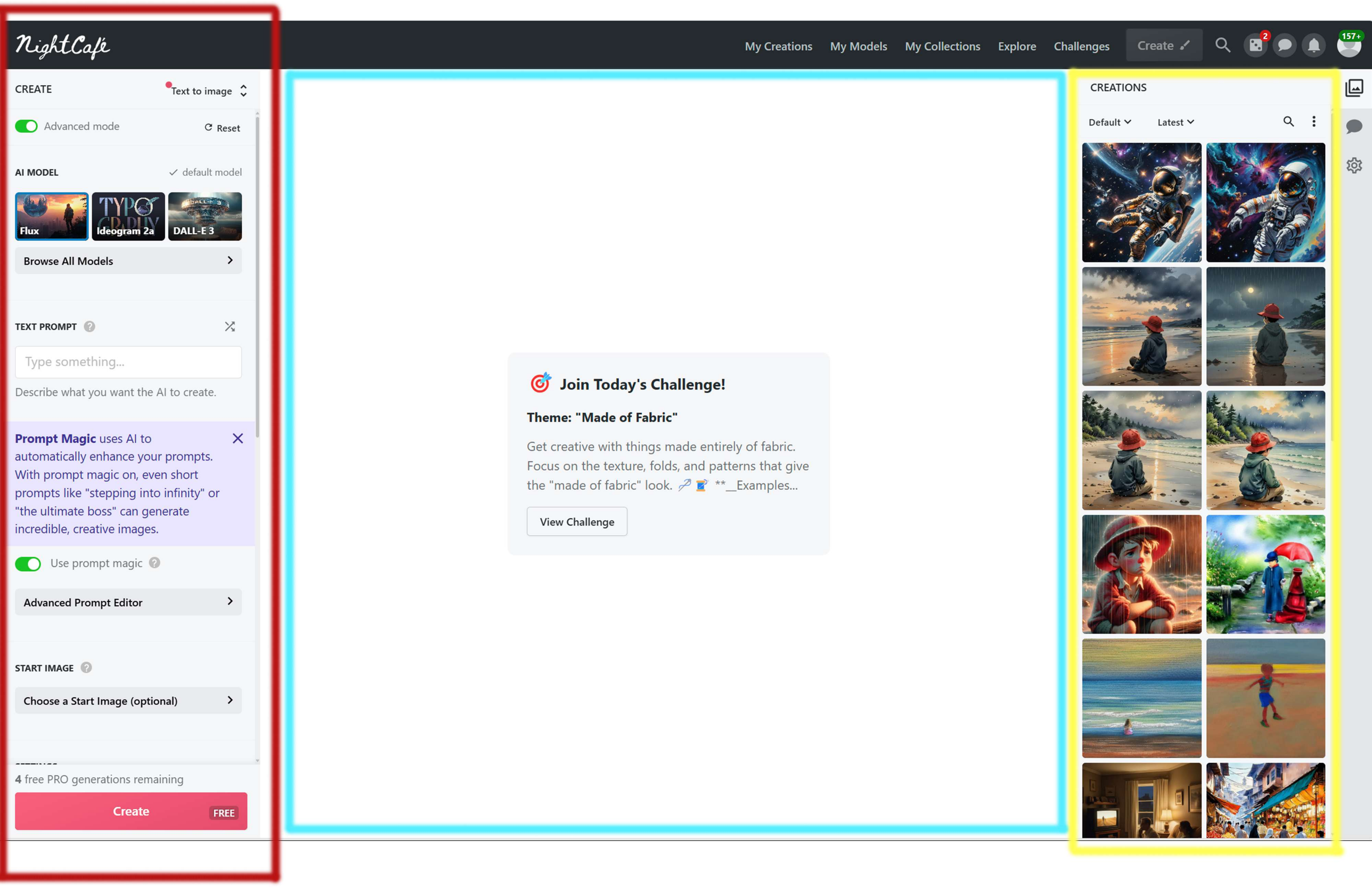

Creation tool

Workspace & Renders

Images you've generated

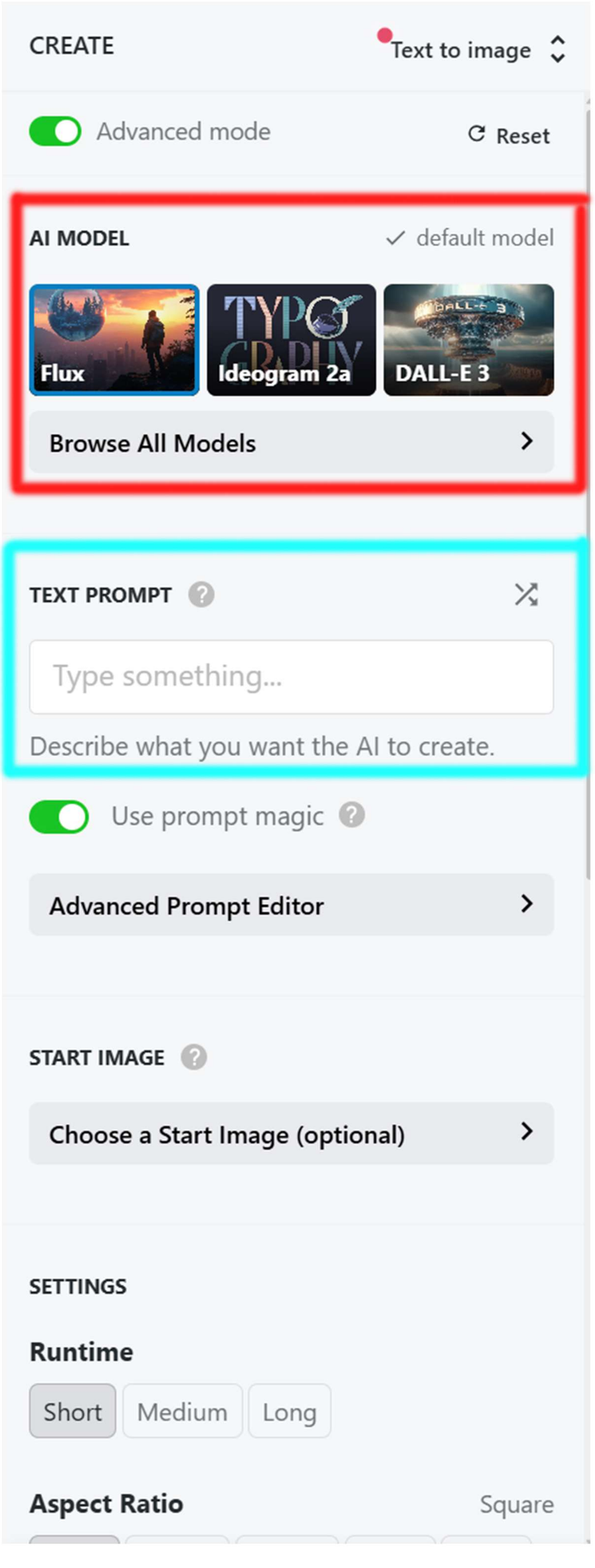

Creating your Image

This is where you'll create your image in the create tab.

First I would recomended having the **Advance Mode** on.
By having the Advance Mode on you'll have more access to more detailed prompt options.

AI Model

The "AI Model" tab in NightCafe AI is where you select the specific artificial intelligence algorithm that will be used to generate your images.It's a crucial part of the creation process, as different models produce distinct styles and results

You have to choose an AI Model in order to generate your image, each model in Night Cafe will effect your render.
Choose one that suites your creation best.

Text Prompt

The text prompt in NightCafe AI is the written instruction you give to the artificial intelligence to generate an image. It's the core of how you communicate your creative vision to the AI

A prompt needs a **subject**, either a cat or an apple. From there ask yourself where is the cat? Where is this apple? So an **enviroment**.

Subject
Now let's dig deeper, lets vision about our Subject, what is it wearing? what is it doing?
Is it happy? or sad?
The details that you provide for the AI, will help it to render out the imgae in your mind, if not the AI wil fill thoes missing detailes by itself, giving you most of the time a general idea.

Enviroment
The same with details about your subject now its the enviroment where your subject is.
Is it a stormy weather? a vast desert? in a warm house, or a abandon lab? How does the location make you feel?

TEXT PROMPT

A mysteriously cloaked figure, the darkwave-driven horror chrononaut appears amidst swirling shadows and pulsating neon lights. The figure is blurred, as if caught in a time warp, with a hauntingly twisted expression visible beneath the hood. This image is a digitally manipulated

Describe what you want the AI to create.

Prompt Example

A mysteriously cloaked figure, the darkwave-driven horror chrononaut appears amidst swirling shadows and pulsating neon lights. The figure is blurred, as if caught in a time warp, with a hauntingly twisted expression visible beneath the hood. This image is a digitally manipulated photograph, combining elements of horror and science fiction in a mesmerizing composition. The intricate details and eerie atmosphere make this a high-quality, captivating portrayal of a time-traveling terror.

Advance Prompt Editor

The Advanced Prompt Editor in NightCafe AI provides users with more granular control over their image generatio

Advanced Prompt Editor

Use prompt magic

Use default negative prompt. Let me tweak it

Safe mode

Your text prompt

A mysteriously cloaked figure, the darkwave-driven horror chron
neon lights. The figure is blurred, as if caught in a time warp, wit
hood. This image is a digitally manipulated photograph, combin
mesmerizing composition. The intricate details and eerie atmosp
time-traveling terror.

Add another prompt

Presets

Presets are styles that you can add to your image, it will automaticly write a prompt following the prompt that you wrote in the text prompt.
Styles include Cinematic, Realistic Anime, Artistic Portrait, Striking, Hyperreal ect.

Add to your prompt by clicking a preset style, individual modifier, or saved (favorite) prompt below.

Presets Modifiers My Favorites

NightCafe

Cinematic

Realistic Anime


Artistic Portrait

Striking

2.5D Anime

Anime v2

Hyperreal

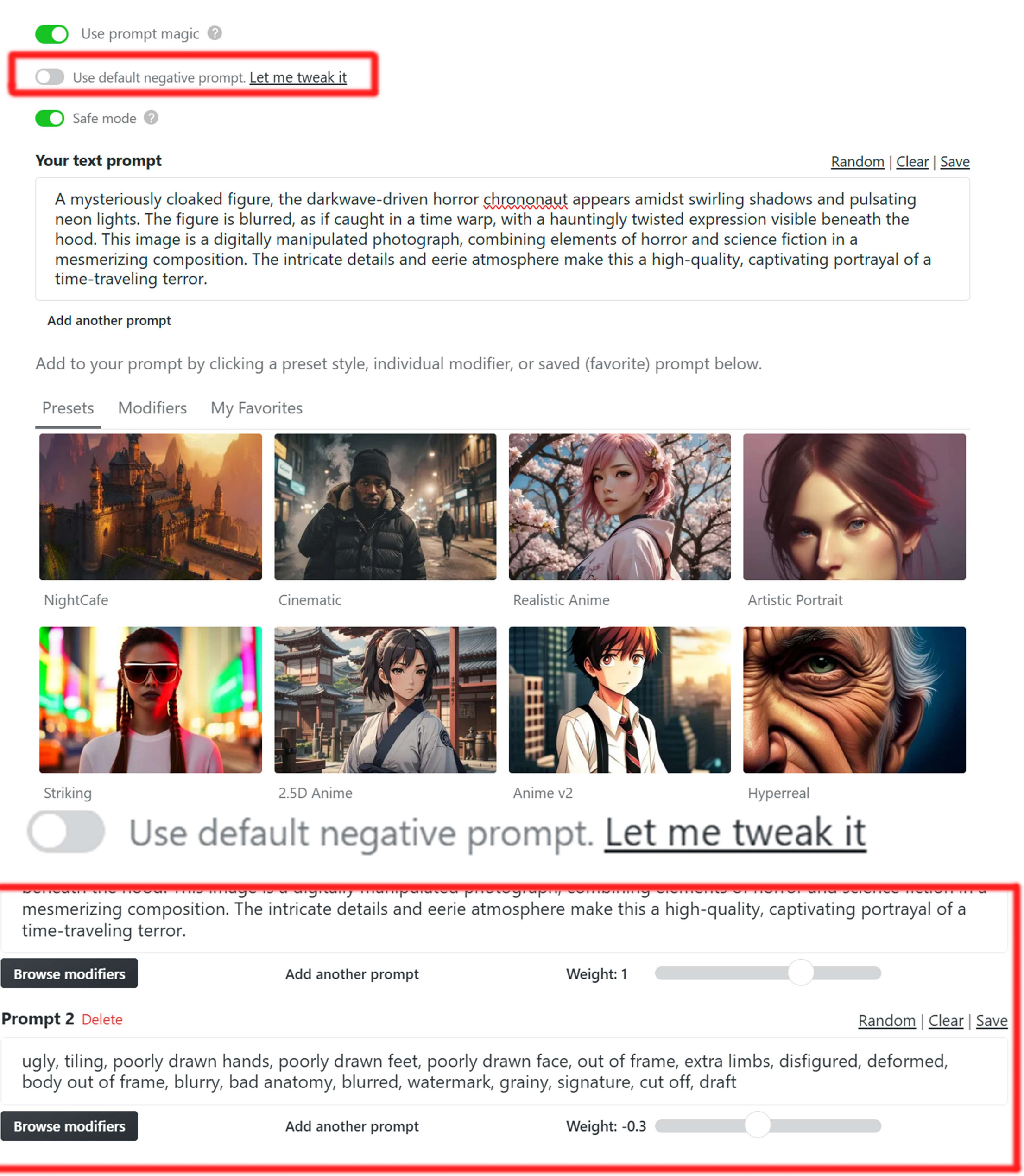

The negative prompt in NightCafe AI is a powerful tool that allows users to specify what they don't want in their generated images. Instead of describing what to include, you describe what to exclude. This helps refine the output by:

Eliminating unwanted elements: You can prevent the AI from including specific objects, styles, or visual artifacts.
Improving image quality: By excluding common AI-generated flaws (like distorted limbs or blurry details), you can achieve cleaner, more polished results.
Controlling the aesthetic: You can steer the AI away from unwanted styles or moods, ensuring the final image matches your vision.

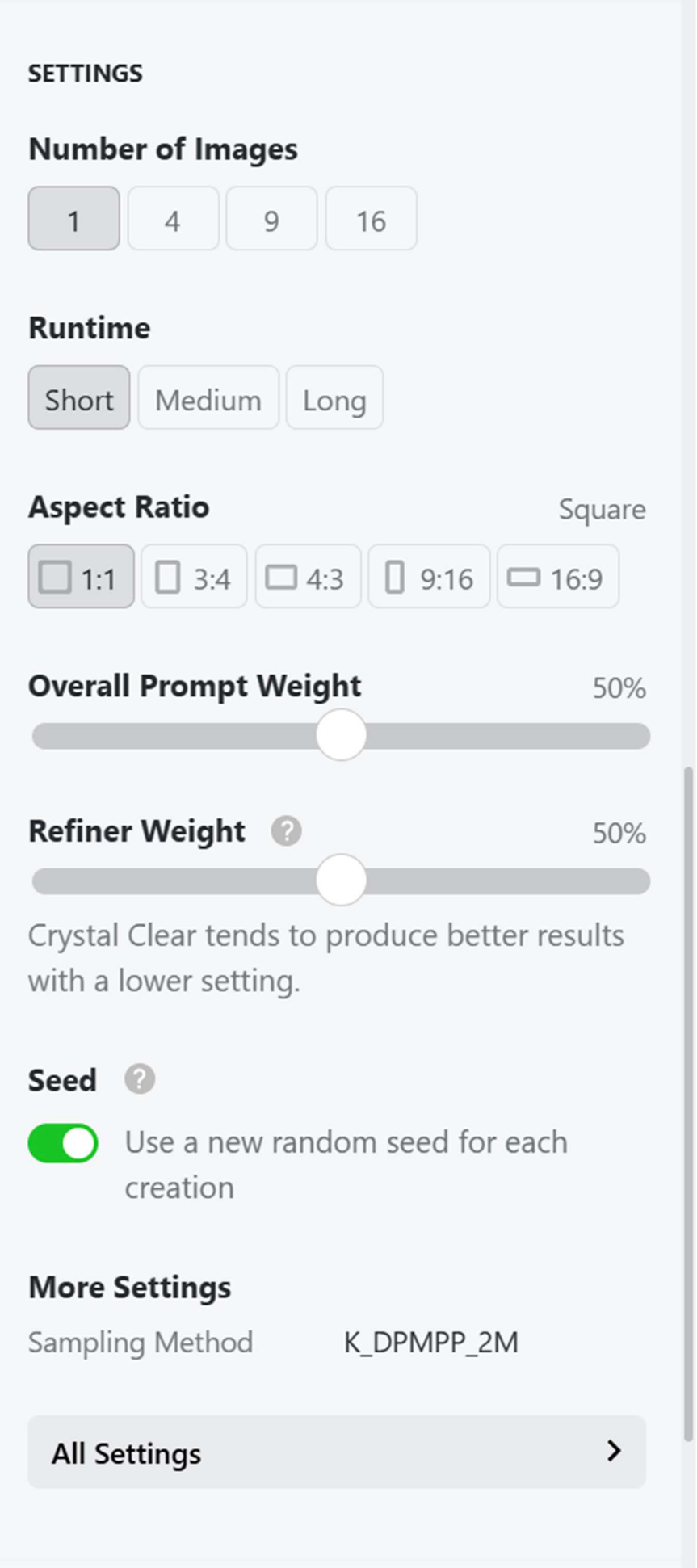

Number of Images: Sets how many variations of the prompt the AI will generate.

Run Time: This setting influences the level of detail and processing time of the generation.

Aspect ratio: The ability to change the shape of the generated image.

The overall prompt weight in NightCafe AI allows you to control how strongly the AI adheres to your entire text prompt

Increase Weight: Make the AI follow your prompt more strictly, resulting in images that closely match your description.
Decrease Weight: Allow the AI more creative freedom, leading to more abstract or interpretive outputs that are loosely based on your prompt.

The refiner weight in NightCafe AI controls the strength of the "refiner" process, a post-processing step that enhances the details and quality of your generated images

Detail Enhancement:
The refiner works to add finer details and sharpen the image after the initial generation.
Weight Control:
The refiner weight determines how aggressively this detail enhancement is applied.
Higher Weight:
A higher refiner weight results in more pronounced detail enhancement, potentially leading to sharper and more defined images.
Lower Weight:
A lower refiner weight results in subtler enhancements, preserving a more natural or less processed look.

Seed: Allows for the generation of similar images or the recreation of specific outputs.

Time to Generate your image

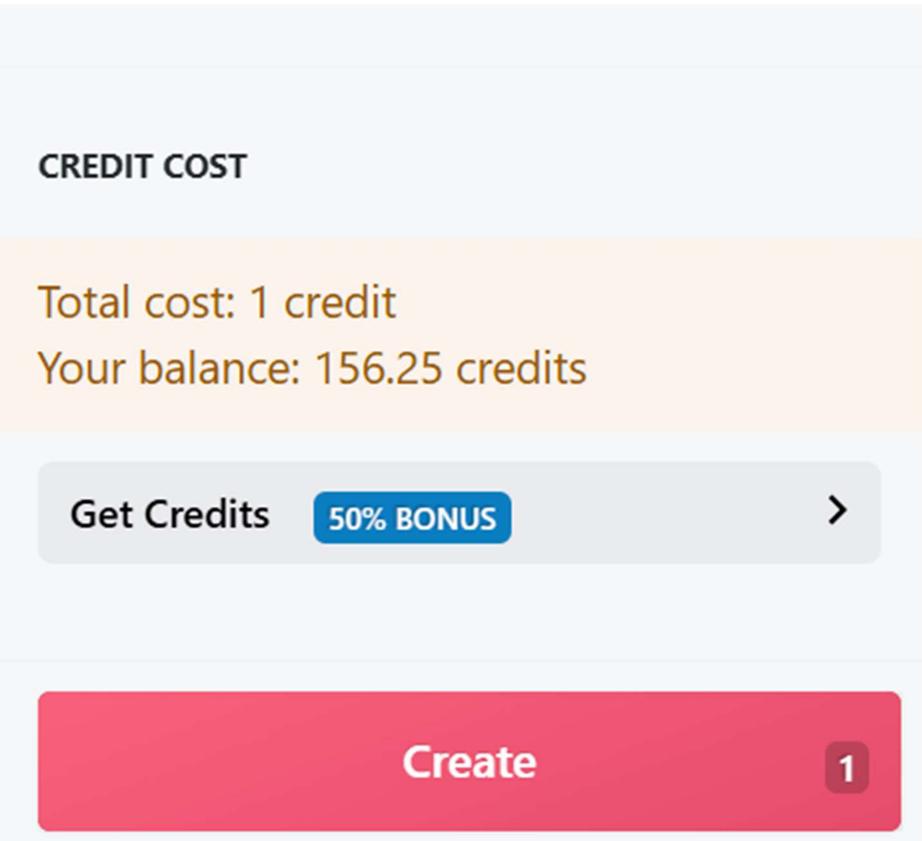

Clicking on the **Create** button, Night Cafe will generate your image.
Keep in mind that depending on your choices that you choose **(example. your AI Model, runtime, number of images you render at once, resolution)** will determine how much credit its going to cost

Stable Diffusion 1.5 is one of the AI Models that allows you for free cost image generation

It's a good idea to write your prompt and use Stable Diffusion 1.5 to test out your image, then when your comfortable with your prompt you can chose an AI Model that suits your image

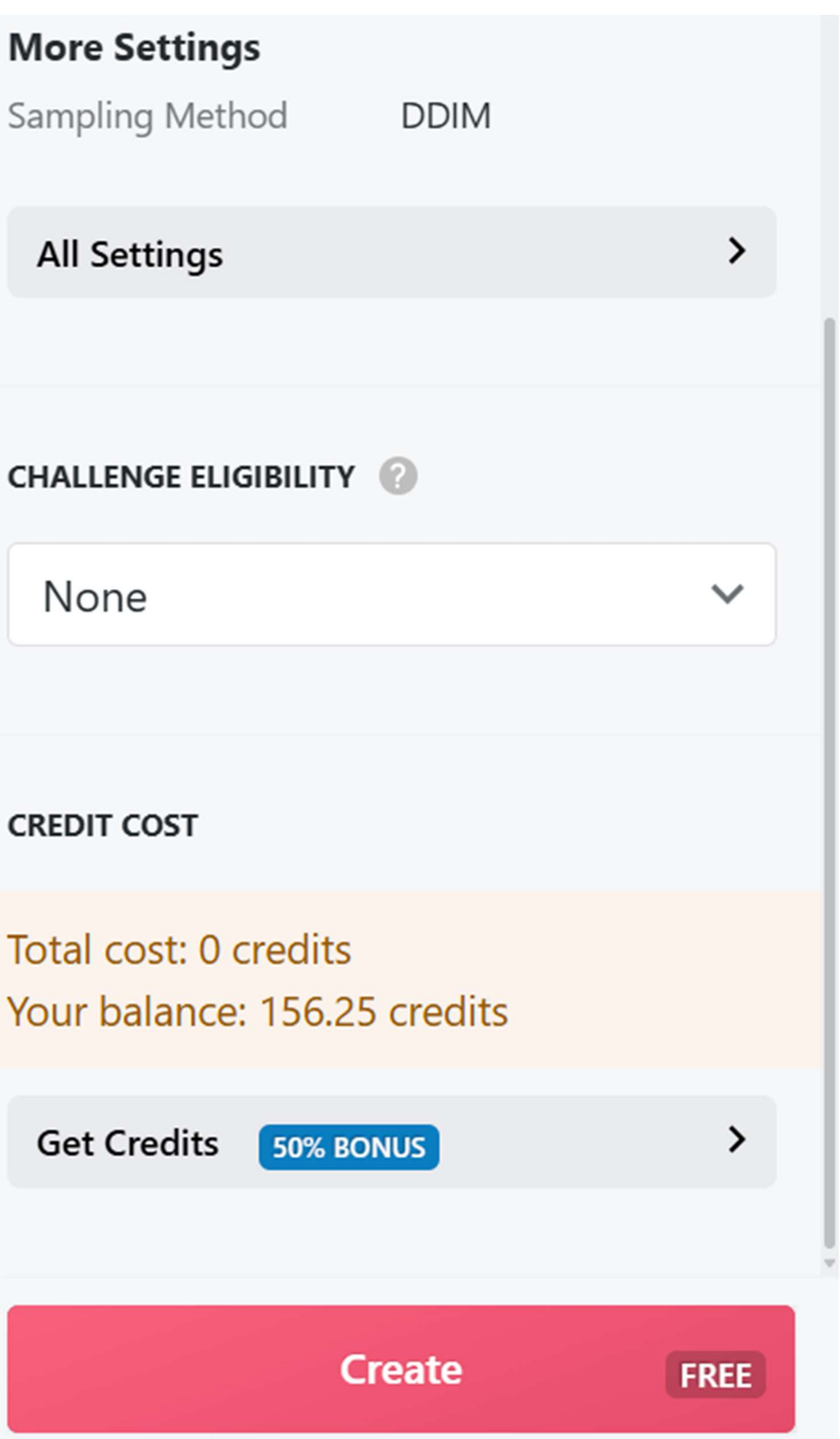

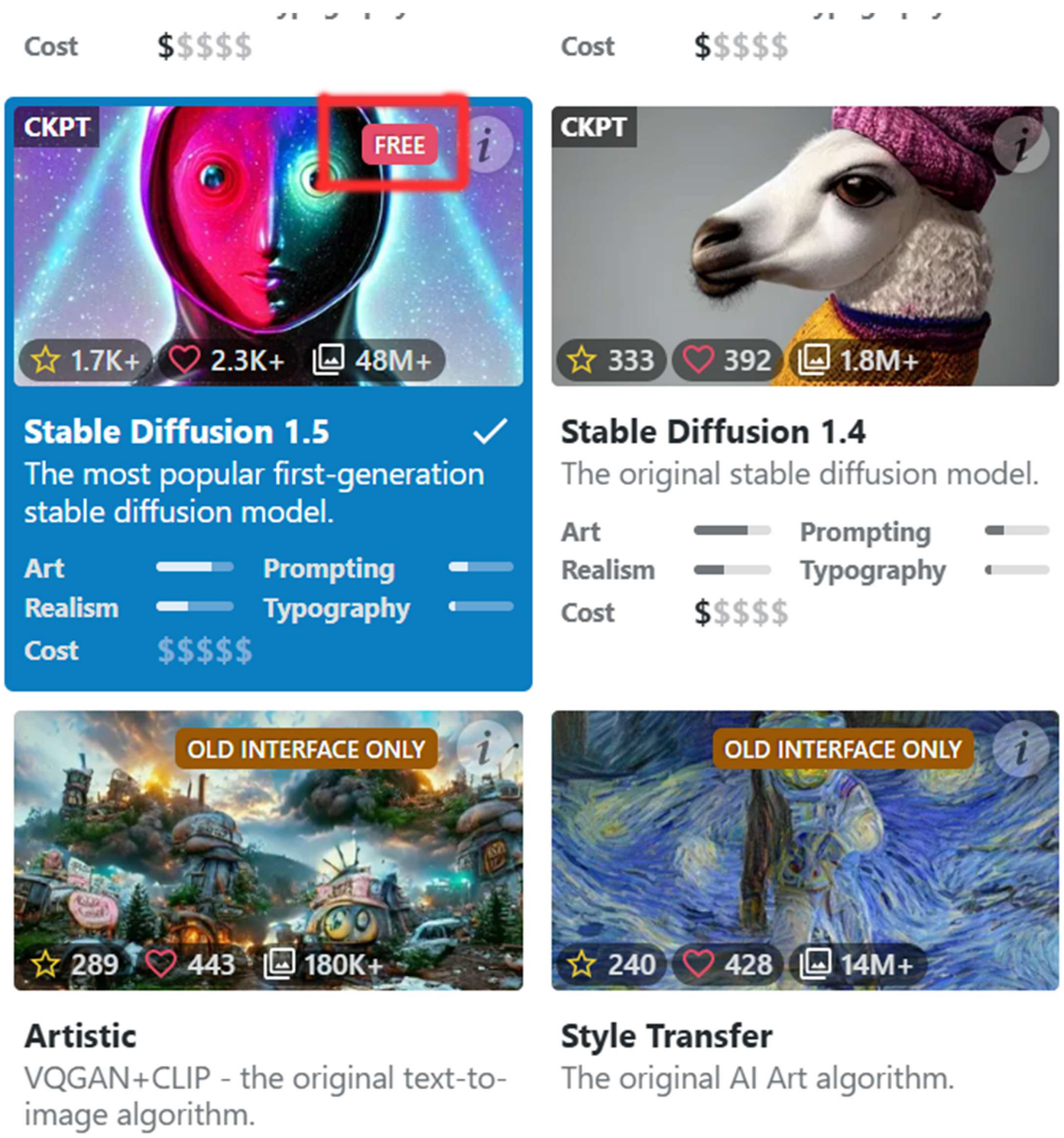

Running low on Credits?

As you generate images you'll eventually lose credits but in Night Cafe there are multiple ways for you to accumulate credits to generate more images

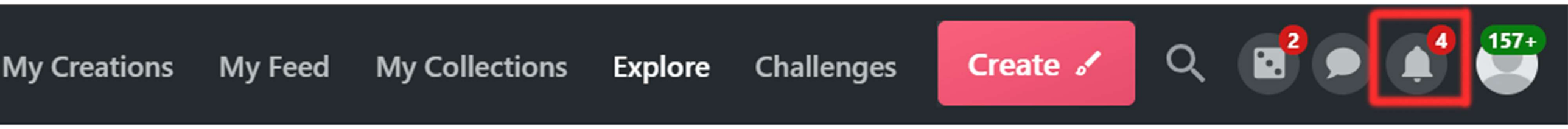

Night Cafe AI offers you a daily points when you **click on the bell icon**, from there you can claim 5 points

Remember to claim it everyday!

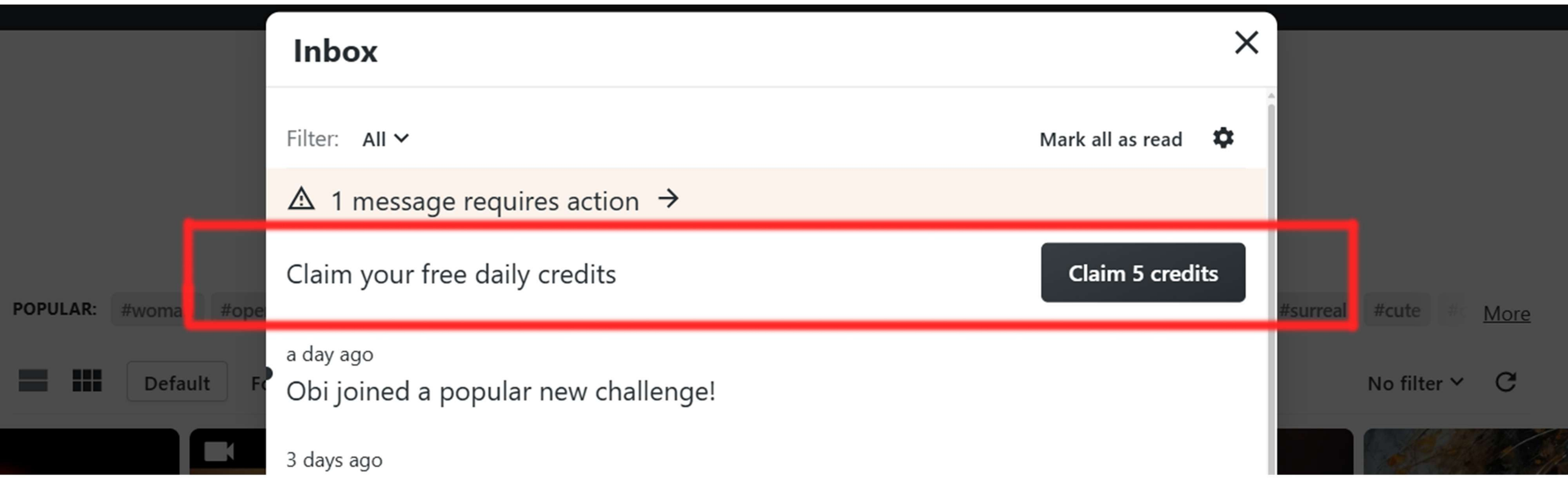

Accumulate more credits

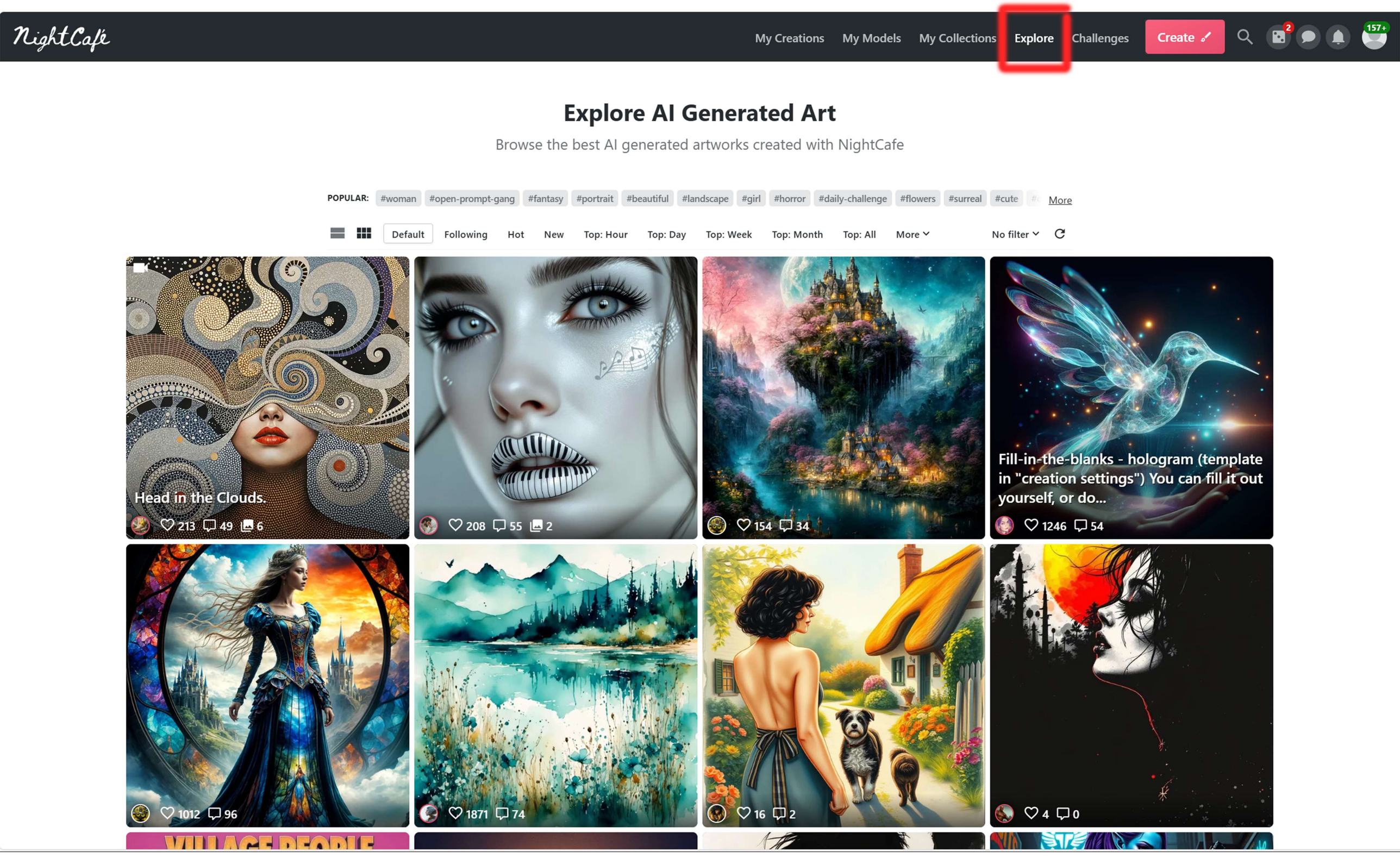

Liking Images:
While a single like doesn't directly give you credits, liking 25 images you will be grante 5 credits,
Also consistent interaction with the community increases your visibility.

When you like other users' images, it encourages them to interact with your creations as well.



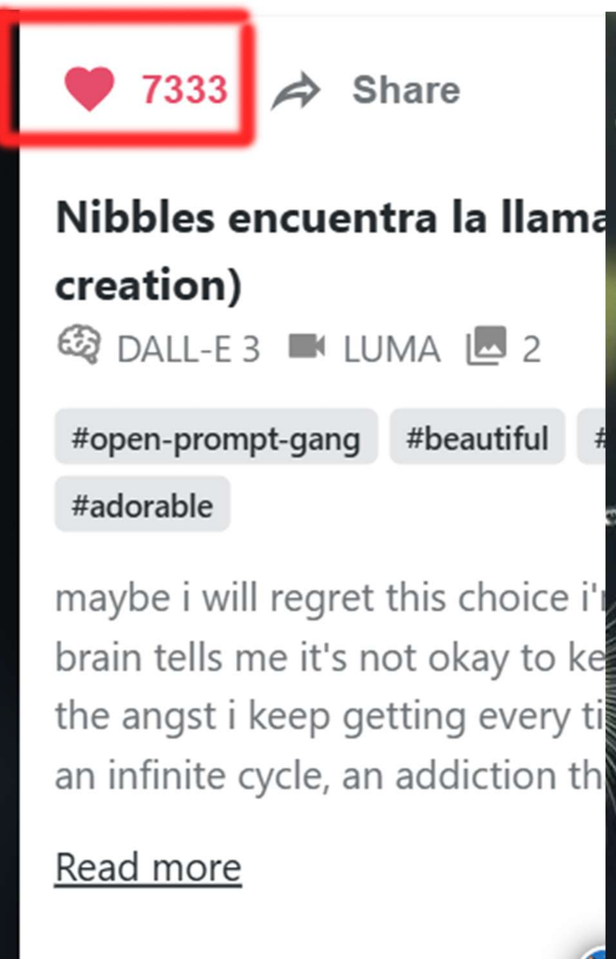

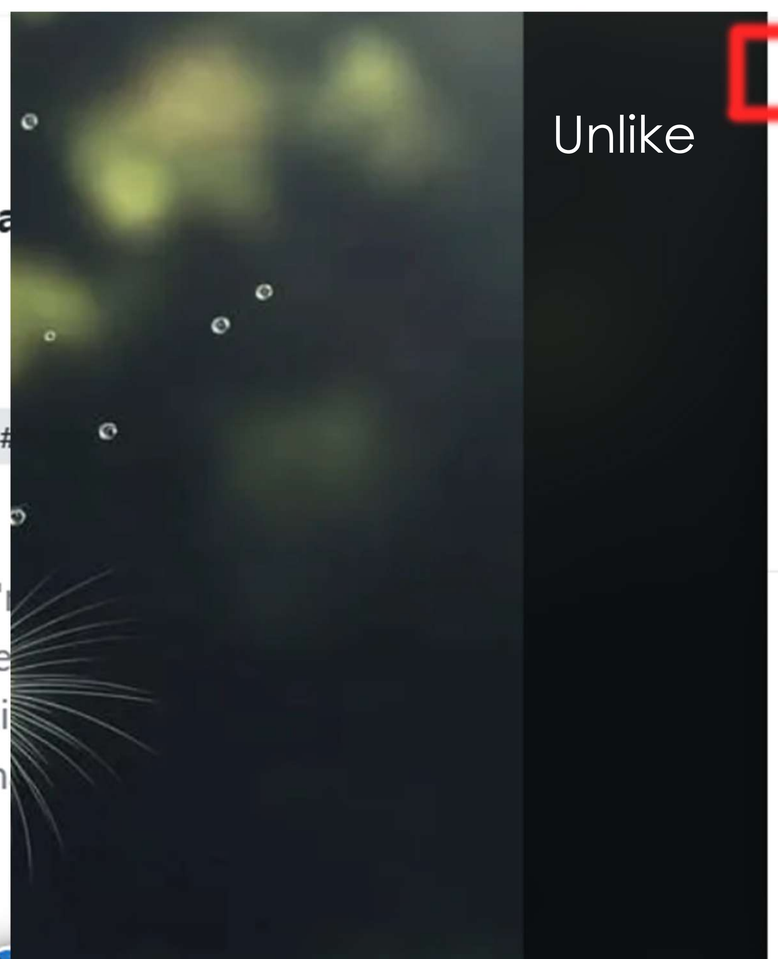

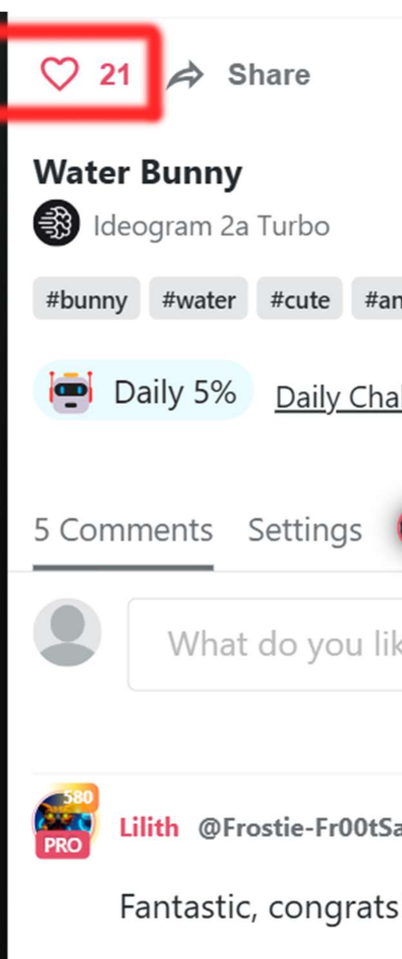

Final Thoughts

Key Visual Elements:

Text Prompts: The core input, driving the AI.

AI Model Selection: Drop-down menus to pick the AI engine.

Settings Sliders/Menus: For fine-tuning image properties.

Image Grids: Where generated images are displayed.

Buttons: For actions like "Create," "Upscale," and "Download."

NightCafe fosters a strong community where users share their creations, provide feedback, and participate in challenges. This social aspect distinguishes it from some other AI art generators.

They have daily and community challenges that encourage users to push their creative boundries.

NightCafe provides access to a wide range of AI models, including popular ones like Stable Diffusion, DALL-E 3, and others. This variety allows users to experiment with different artistic styles and outputs.

They are constantly updating and adding new models.

NightCafe addresses copyright concerns, allowing users to use their creations for commercial purposes, provided they have the necessary rights to any input images.

The platform is designed to be accessible to both beginners and experienced users, with an intuitive interface.

It is available through web browsers, and also has a mobile app.